

#### Features

- The vintage artisan inspired top-mount handle provides a unique statement to any kitchen.
- Ceramic disc valves exceed industry longevity standards, ensuring durable performance for life.
- Single lever handle is simple to use and makes adjusting water temperature easy.
- Temperature memory allows faucet to be turned on and off at the temperature set during prior usage.
- 1.5 gal/min (5.7 l/min) maximum flow rate [max at 60 psi (4.14 bar)]

#### Material

- Premium metal construction.

#### Installation

- Flexible connections for easy installation.
- Single-hole installation.

#### Adapters, Rough-in and Extension Kits

1012715 Range: 3-1/4" (83 mm) - 5-3/8" (137 mm)

#### Recommended Products/Accessories

K-77685 Single-Cartridge Water Filtration System  
K-77686 Double-Cartridge Water Filtration System  
K-77687 single replacement filter cartridge  
K-77688 Replacement Filter Cartridges, Two-Pack



#### Codes/Standards

ASME A112.18.1/CSA B125.1

NSF/ANSI 61

NSF/ANSI 372

All applicable US Federal and State material regulations

DOE - Energy Policy Act 1992





California Energy Commission (CEC)

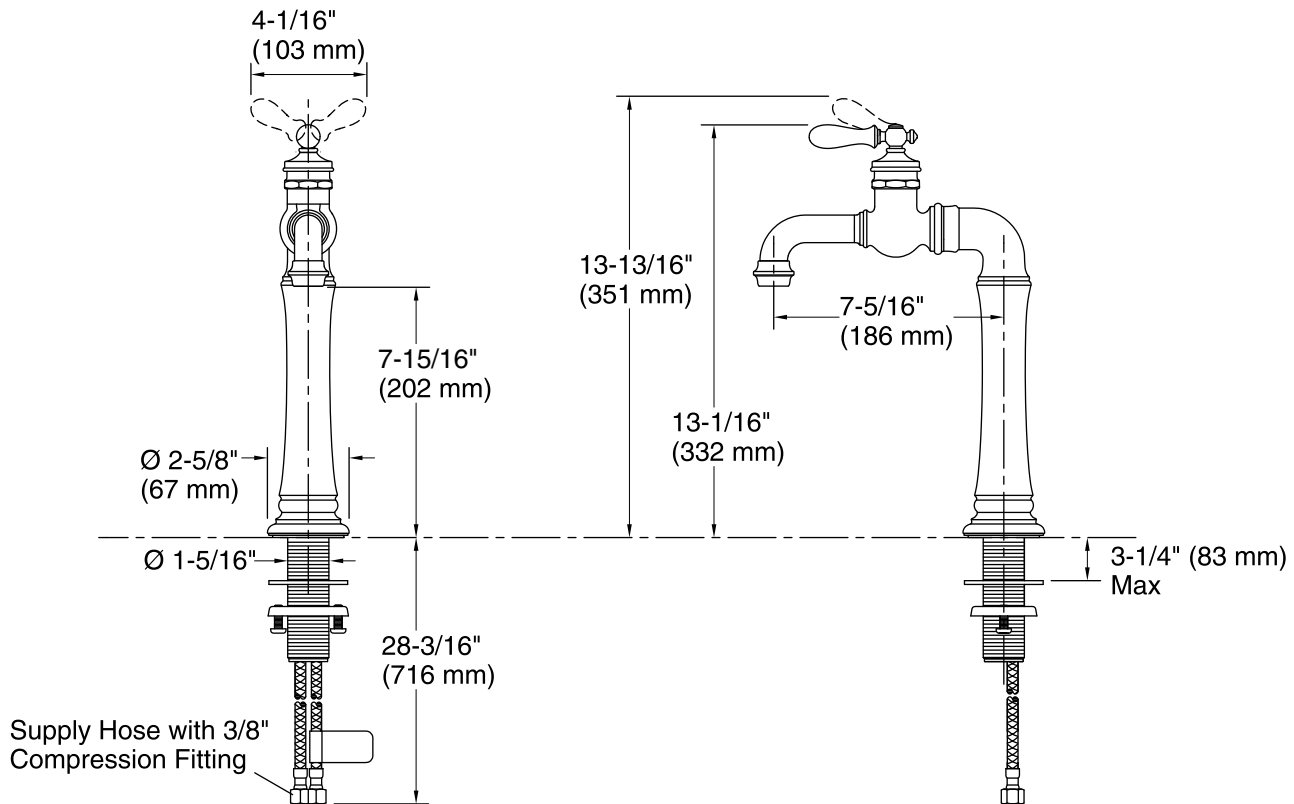
#### KOHLER® Faucet Lifetime Limited Warranty

See website for detailed warranty information.

#### Available Colors/Finishes

*Color tiles intended for reference only.*

Color	Code	Description
	CP	Polished Chrome
	SN	Vibrant® Polished Nickel
	VS	Vibrant® Stainless
	2BZ	Oil-Rubbed Bronze
	VNT	Vintage Nickel



#### Technical Information

All product dimensions are nominal.

#### Faucet:

Flow rate: 1.5 gal/min (5.7 l/min)

Pressure: 60 psi (4.1 bar)

Valve body: Plastic

#### Spout:

Spout reach: 7-5/16" (186 mm)

Handle clearance: 3-7/16" (87 mm)

#### Notes

Install this product according to the installation guide.