

Features

- Single lever handle allows for both volume and temperature control.
- KOHLER ceramic disc valves exceed industry longevity standards for a lifetime of durable performance.
- Temperature memory allows faucet to be turned on and off at the temperature set during prior usage.
- 0.5 gpm (1.9 lpm) maximum flow rate.
- Includes metal pop-up drain with 1-1/4" tailpiece.
- 4-3/16" (107 mm) spout reach.
- Red/blue indexing on handle.
- Coordinates with Honesty faucets and showering components to complete your bathroom.

Material

- Brass construction.
- KOHLER finishes resist corrosion and tarnishing.

Installation

- For single-hole installation.
- Pre-attached flexible supply lines simplify installation.

Recommended Products/Accessories

K-23726 Drain treatment
K-23723 Faucet cleaner

Included Components

Additional Components:
Flexible supply hoses



ADA

CSA B651

OBC

Codes/Standards




ASME A112.18.1/CSA B125.1
NSF/ANSI 61
NSF/ANSI 372
All applicable US Federal and State material regulations
DOE - Energy Policy Act 1992
California Energy Commission (CEC)
ADA
ICC/ANSI A117.1
CSA B651
OBC

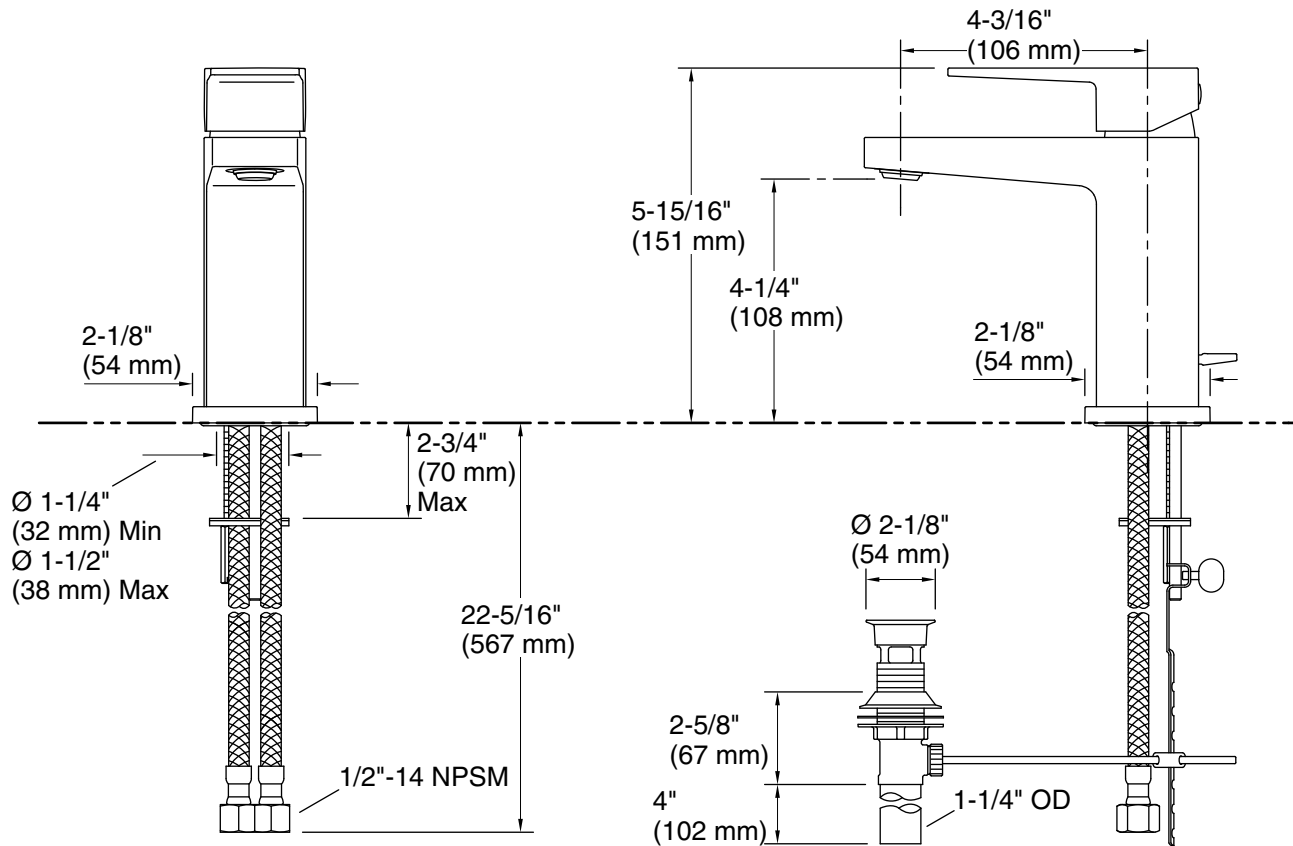
KOHLER® Faucet Lifetime Limited Warranty

See website for detailed warranty information.

Available Colors/Finishes

Color tiles intended for reference only.

Color	Code	Description
	CP	Polished Chrome
	BN	Vibrant® Brushed Nickel
	BL	Matte Black



Technical Information

All product dimensions are nominal.

Faucet:

Flow rate: 0.5 gal/min (1.9 l/min)

Pressure: 60 psi (4.1 bar)

Valve body: Plastic

Drain included: Yes

Drain with overflow: Yes

Spout:

Spout reach: 4-3/16" (106 mm)

Notes

Install this product according to the installation instructions.

ADA, OBC, CSA B651 compliant when installed to the specific requirements of these regulations.