

PROJECT: _____	UNIT TAG: _____	QUANTITY: _____
REPRESENTATIVE: _____	TYPE OF SERVICE: _____	DATE: _____
ENGINEER: _____	SUBMITTED BY: _____	DATE: _____
CONTRACTOR: _____	APPROVED BY: _____	DATE: _____
	ORDER NO.: _____	DATE: _____

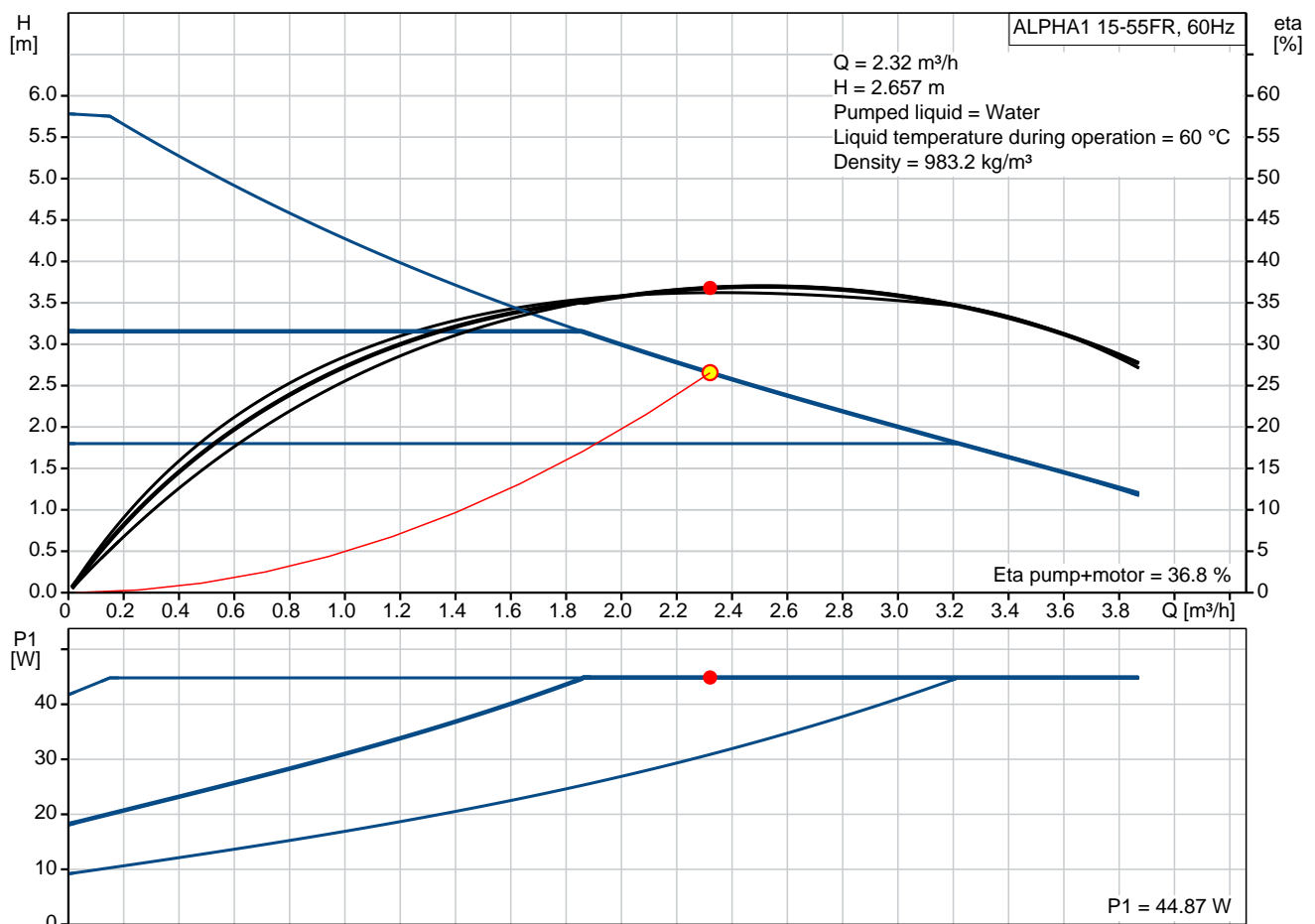


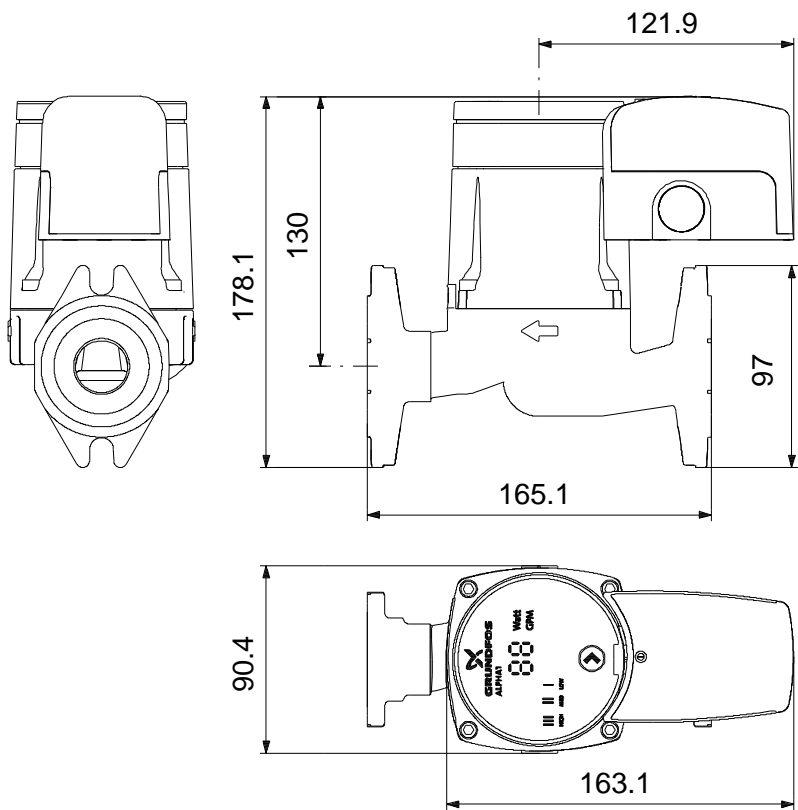
### ALPHA1 15-55FR

Grundfos ALPHA1 pumps are high-efficiency circulators, designed for circulating liquids in heating systems, and for domestic hot-water recirculation. Featuring three constant-pressure control modes. Suitable as an upgrade and replacement pump.

Note! Product picture may differ from actual product


Conditions of Service		Pump Data		Motor Data	
Flow:	2.32 m³/h	Maximum operating pressure:	10 bar	P1 max:	5 .. 45 W
Head:	2.657 m	Liquid temperature range:	2 .. 110 °C	Rated voltage:	115 V
Efficiency:	36.8 %	Maximum ambient temperature:	40 °C	Mains frequency:	60 Hz
Liquid:	Water	Approvals:	ETL, FCC	Enclosure class:	IP42
Temperature:	60 °C	Pipe connection:	1 1/2	Insulation class:	F
NPSH required:	m	Product number:	99287259	Motor protection:	NONE
Viscosity:	_____			Thermal protection:	ELEC
Specific Gravity:	0.985				





**Materials:**

Pump housing: Cast iron  
EN 1561 EN-GJL-150  
Impeller: Composite

Qty.	Description
1	<p><b>ALPHA1 15-55FR</b></p>  <p><b>Note! Product picture may differ from actual product</b></p> <p>Product No.: <a href="#">99287259</a></p> <p>Grundfos ALPHA1</p> <p>Grundfos ALPHA1 is versatile and efficient circulator designed for heating and hot water recirculation systems. It features constant pressure control mode with three settings; Low, Intermediate, High. The intuitive one-button operation makes selection of the settings easy. The current operating mode is always visible on LED display.</p> <p><b>Compact design</b></p> <p>With the electronics integrated into the motor housing and standard 2-Bolt flange connection, installation into confined spaces and challenging applications are now possible. The ALPHA1 materials and design resist blockage from magnetite and iron oxide particles found in closed hydronic systems. The large LED display shows the current energy consumption in Watts and estimated flow in gallons per minute</p> <p><b>Robust startup</b></p> <p>Enables the ALPHA1 to continuously attempt to restart – indefinitely – in blocked rotor conditions</p> <p>ALPHA1 is complete with an integrated check-valve, and nut captures for flanges. It comes in both cast iron and stainless steel models</p> <p><b>Two options for power connections</b></p> <p>For installation, you have the flexibility to use either our unique ALPHA Plug with line cord or the ALPHA1 with terminal box for conduit connections</p> <p><b>Liquid:</b></p> <p>Pumped liquid: Water</p> <p>Liquid temperature range: 2 .. 110 °C</p> <p>Selected liquid temperature: 60 °C</p> <p>Density at selected liquid temperature: 983.2 kg/m<sup>3</sup></p> <p><b>Technical:</b></p> <p>Actual calculated flow: 2.32 m<sup>3</sup>/h</p> <p>Resulting head of the pump: 2.657 m</p> <p>TF class: 110</p> <p>Approvals on nameplate: ETL, FCC</p> <p><b>Materials:</b></p> <p>Pump housing: Cast iron EN 1561 EN-GJL-150</p> <p>Impeller: Composite</p> <p><b>Installation:</b></p> <p>Range of ambient temperature: 0 .. 40 °C</p> <p>Maximum operating pressure: 10 bar</p> <p>Type of connection: GF</p>



Company name:

Created by:

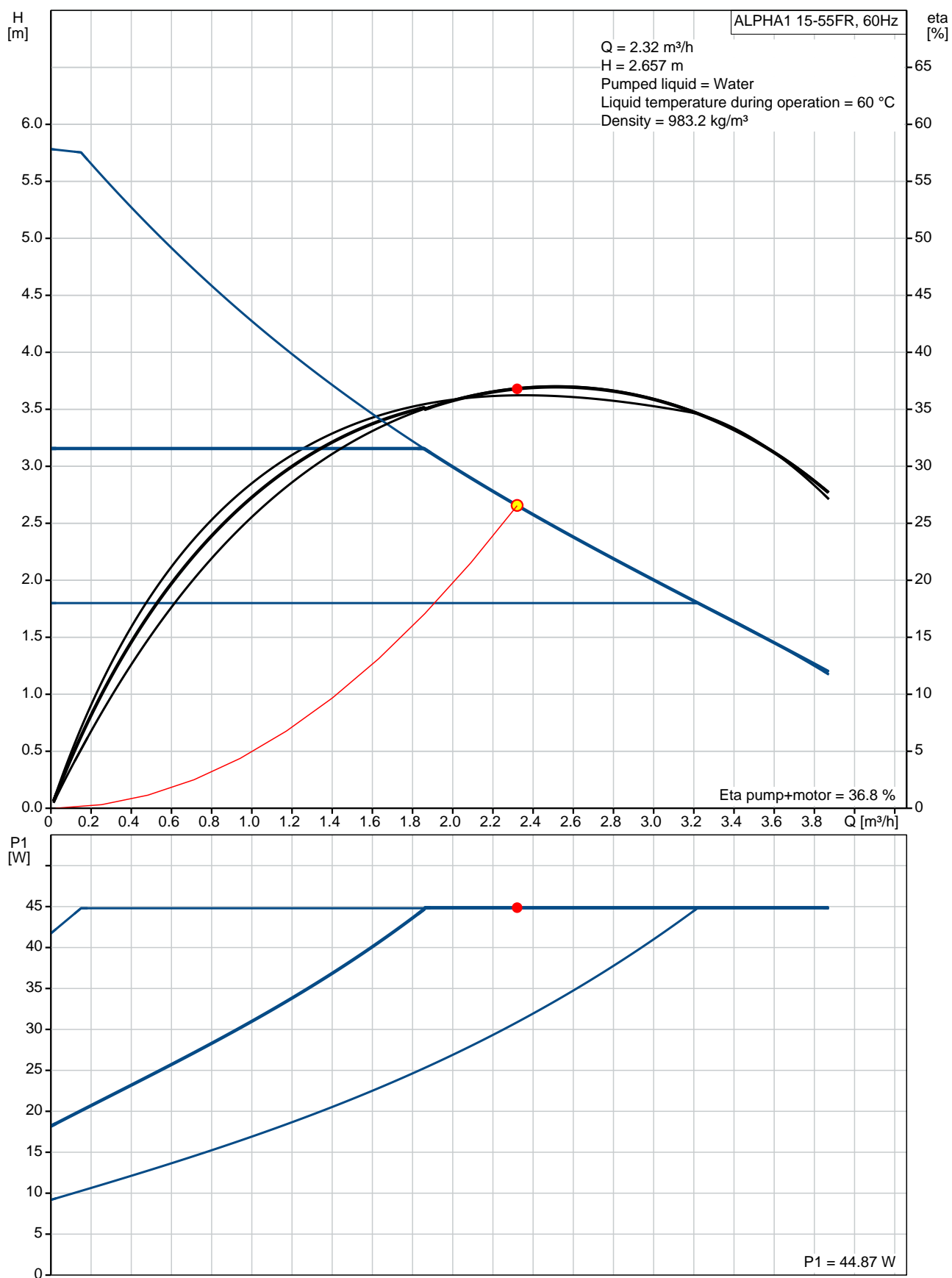
Phone:

Date:

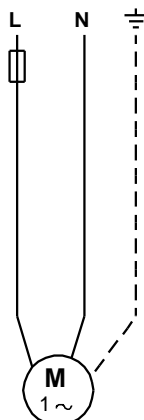
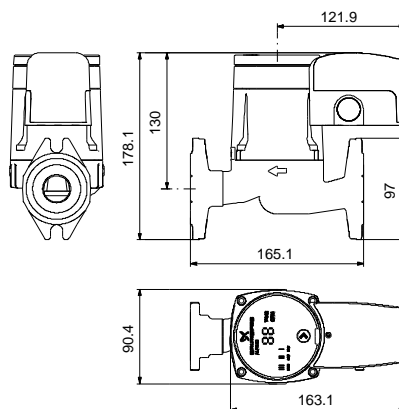
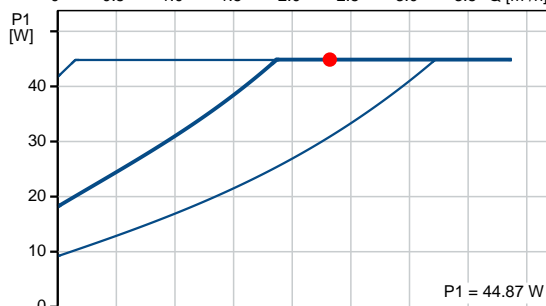
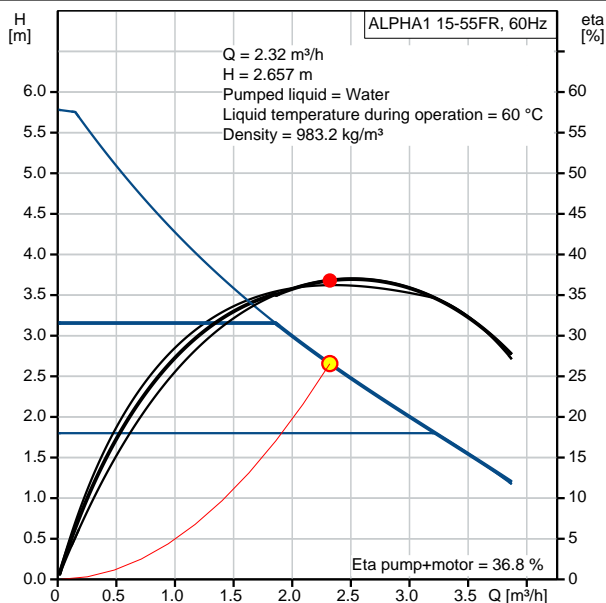
03/05/2019

Qty.	Description
	<p>Pipe connection: 1 1/2 Pressure rating: PN 10 Port-to-port length: 165 mm</p> <p><b>Electrical data:</b> Power input - P1: 5 .. 45 W Mains frequency: 60 Hz Rated voltage: 1 x 115 V Maximum current consumption: 0.1 .. 0.65 A Enclosure class (IEC 34-5): IP42 Insulation class (IEC 85): F</p> <p><b>Others:</b> Net weight: 2.87 kg Gross weight: 3.21 kg Shipping volume: 0.002 m<sup>3</sup></p>

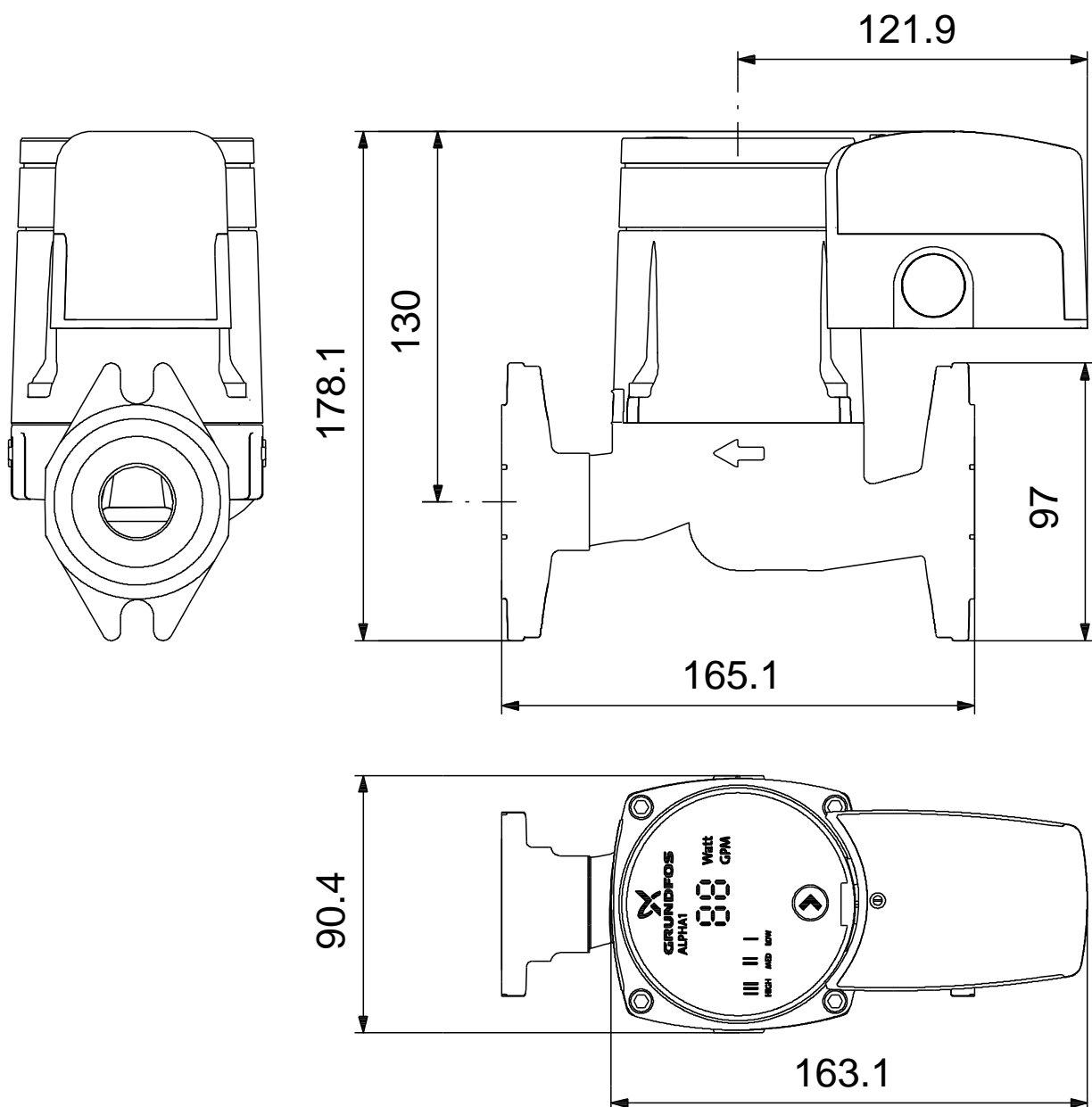
## 99287259 ALPHA1 15-55FR 60 Hz



Description	Value
<b>General information:</b>	
Product name:	ALPHA1 15-55FR
Product No:	99287259
EAN number:	5713826610524
<b>Technical:</b>	
Actual calculated flow:	2.32 m³/h
Resulting head of the pump:	2.657 m
Head max:	55 dm
TF class:	110
Approvals on nameplate:	ETL, FCC
<b>Materials:</b>	
Pump housing:	Cast iron
	EN 1561 EN-GJL-150
Impeller:	Composite
<b>Installation:</b>	
Range of ambient temperature:	0 .. 40 °C
Maximum operating pressure:	10 bar
Type of connection:	GF
Pipe connection:	1 1/2
Pressure rating:	PN 10
Port-to-port length:	165 mm
<b>Liquid:</b>	
Pumped liquid:	Water
Liquid temperature range:	2 .. 110 °C
Selected liquid temperature:	60 °C
Density at selected liquid temperature:	983.2 kg/m³
<b>Electrical data:</b>	
Power input - P1:	5 .. 45 W
Mains frequency:	60 Hz
Rated voltage:	1 x 115 V
Maximum current consumption:	0.1 .. 0.65 A
Enclosure class (IEC 34-5):	IP42
Insulation class (IEC 85):	F
Motor protec:	NONE
Thermal protec:	ELEC
<b>Controls:</b>	
Pos term box:	6H
<b>Others:</b>	
Net weight:	2.87 kg
Gross weight:	3.21 kg
Shipping volume:	0.002 m³
Sales region:	USA



## 99287259 ALPHA1 15-55FR 60 Hz



Note! All units are in [mm] unless others are stated.  
Disclaimer: This simplified dimensional drawing does not show all details.

**99287259 ALPHA1 15-55FR 60 Hz**



Note! All units are in [mm] unless others are stated.





Company name:

Created by:

Phone:

Date:

03/05/2019

---

**Order Data:**

Product name: ALPHA1 15-55FR

Amount: 1

Product No: 99287259

Total: Price on request

---