

Hot-LinkPlus-e™

ECM High-Efficiency Hot Water Recirculation System

Enjoy instant hot water comfort while avoiding a major renovation. The Hot-LinkPlus-e system installs easily into existing plumbing with a tank water heater. No dedicated hot water return line is needed! The system combines the ECM high-efficiency 006e3 hot water circulator with the award-winning SmartPlug Instant Hot Water Control® and Hot-Link® Valve for maximum comfort and efficiency. Enjoy water savings of up to 12,000 gallons per year. You can expect trouble-free performance reinforced by **SureStart®** automatic unblocking and air purging. Ideal for retrofits, the Hot-LinkPlus-e requires no programming and is built with the reliability that's made Taco famous. — **Install it, forget it™.**



Instant hot water for **existing plumbing** systems; **no dedicated return line** needed




A bundle of efficiency for instant **hot water** when you need it.

Hot-LinkPlus-e 006e3™ ECM Circulator



- Taco trusted 00e® series quality and reliability — **Install it, forget it.™**
- 13' Shut-off head, 11 gpm max flow
- Easy to use dial:
 - Low, Medium, High
 - 003 & 006 performance point references
- Easy installation:
 - Compact design for tight spaces
 - Multiple connection options available
- High-efficiency ECM motor uses up to 85% less electricity
- **SureStart®** automatic unblocking and air purging mode
- Whisper quiet operation
- ¾" NPT male & female union fitting set included
- Double insulated, no ground wire required
- Includes a 6ft. power cord

Dial Setting



Set dial to the 006 performance point

NOTE: Figures are for reference purposes only. Refer to ASTM guidelines for piping flow and velocity standards. For PEX, refer to pipe manufacturer guidelines.



Includes 6ft. power cord, fittings and braided hose connections.



Hot-LinkPlus-e SmartPlug Instant Hot Water Control®



Application:

The Taco Hot-LinkPlus-e SmartPlug is designed to upgrade any domestic plumbing system. It adds intelligence to your system by learning when hot water is used in the home. The pipe-mounted temperature sensor records daily hot water usage patterns during the course of a week. Recorded data is used to automatically run the 006e3 at the same times the following week. So hot water is always available when it's needed. If your usage pattern changes, the SmartPlug adjusts automatically.

— **No programming required.**



Benefits:

- **Easy to install:** Upgrades your existing plumbing to provide "Smart" hot water.
- **Water conservation:** The average residence can save up to 12,000 gallons* of water per year by eliminating the wait for hot water to arrive at fixtures and taps.
- **Comfort and convenience:** Hot water is available in seconds. No timers or programming required.
- **Efficiency:** "Smart" setting maximizes hot water comfort and energy savings.
- **Reliability:** The Hot-LinkPlus-e SmartPlug and 006e3 provide whisper quiet operation and industry leading electronics for proven performance and dependability.

* Source: Department of Energy study

Hot-LinkPlus-e SmartPlug Control Options & Features:

"Smart" Mode: When set to "Smart" mode, the SmartPlug monitors and records the home's hot water usage pattern over a 7 day period. The SmartPlug will use the preceding week's usage pattern to automatically cycle the 006e3 ON, so hot water is always available when it's needed. The recording and repeating process is continuous, week after week.

"Pulse" Mode: When set to "Pulse" mode, the SmartPlug will continuously cycle the 006e3 ON for 5 minutes, then OFF for 10 minutes to maintain hot water at all fixtures.

Vacation Mode: After 36 hours of no hot water usage, the SmartPlug will automatically turn the 006e3 OFF and remain off until hot water usage is detected.

Exercise Function: While in vacation mode the SmartPlug will cycle the 006e3 for 10 seconds every 7 days to prevent any corrosion or scale build up.




LED Indicator lights:

Green: Power

Yellow: Mode Setting

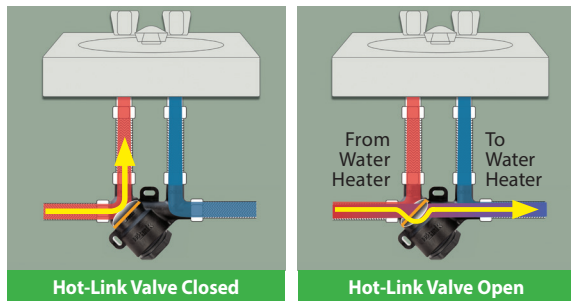
Red: Error code diagnostics



Hot-LinkPlus-e Hot-Link Valve

Hot water without the waste!

Installation is a snap using your existing plumbing. The Hot-Link bypass valve's unique thermal disk technology sends cooled water back to the water heater so hot water lines remain hot. Install the Hot-Link bypass valve at the faucet furthest away from the water heater. Then install the 006e3 circulator at the water heater.



Save up to 12,000 gallons per year

— water that normally goes down the drain while waiting for hot water.



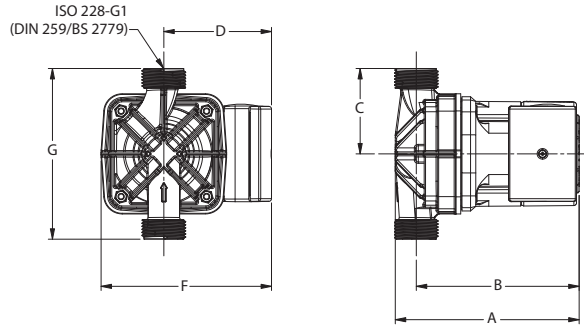
Submittal Data Information

Hot-LinkPlus-e Submittal Data # 101-203
Effective: 02/27/18

System Model Number	HLPe-1
----------------------------	---------------

006e3 Specifications

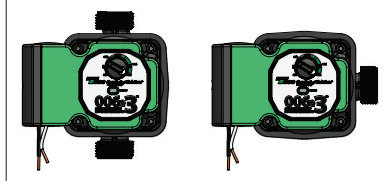
- Maximum Shut-off Head: 13 feet
- Maximum Flow: 11 gpm
- Maximum Operating Pressure: 150 psi (10 bar)
- Maximum Water Temp: 203°F (95°C)
- Minimum Water Temp: 36°F (2°C)
- Electrical Specifications:
 - Voltage: 120V, 60 Hz
 - Single phase
 - Max. Operating Power: 44W
 - Max. AMP Rating: 0.54
- Equipped with a composite casing designed for open loop potable water systems and closed hydronic systems
- Not suitable for chilled water
- Taco circulator pumps are for indoor use only
- Acceptable for use with water or maximum of 50% water/glycol solution in closed hydronic systems



Pump Dimensions & Weights

Model Number (Part Number)	A		B		C		D		F		G		Ship Wt.	
	in.	mm	in.	mm	in.	mm	in.	mm	in.	mm	in.	mm	lbs.	Kg
006e3LC VM1212-DY1-UP2A01	5-1/2	140	4-7/8	124	2-5/8	67	3-1/4	82	5-1/8	130	5-1/8	130	3.5	1.6

Mounting Positions



006e3 Materials of Construction

Casing: Composite
 Stator Housing:..... Composite
 Cartridge:..... Composite
 Impeller:..... Composite
 Shaft: Ceramic
 Bearings:..... Carbon
 Thrust Bearing:..... Ceramic
 O-Ring & Gaskets:.....EPDM

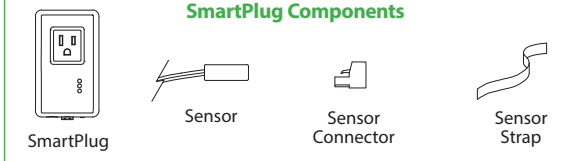
Electrical Data

Model	Volts	Hz	Ph	Max.Amps	Watts	RPM
All Models	120	60	1	.54	44	1440 - 3720
Motor Type	ECM, Permanent Magnet, Thermally Protected					

SmartPlug Specifications

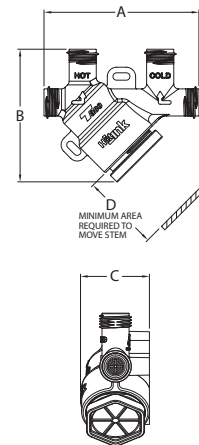
- Input: 120VAC, 50/60HZ, single phase, 6A
- Output: 120VAC, 50/60HZ, Single phase, 1/2 hp (limited to 6 FLA, 36LRA)
- Sensor: NTC Thermistor, 10K ohm @ 77°F, B= 3392
- Fuse: 125V, 6A, Medium Acting 5x20 mm glass, Littelfuse® p/n 0233006 mxp
- Ambient Operating Temp: 50-104°F, 10-40°C

SmartPlug Components



Hot-Link® Valve Dimensions & Weights:

Connection	A		B		C		D		Ship Wt.	
	in.	mm	in.	mm	in.	mm	in.	mm	Lbs.	Kg
1/2" MNPT	4	102	4-7/16	87	1-3/4	41	2-1/2	64	0.37	0.17



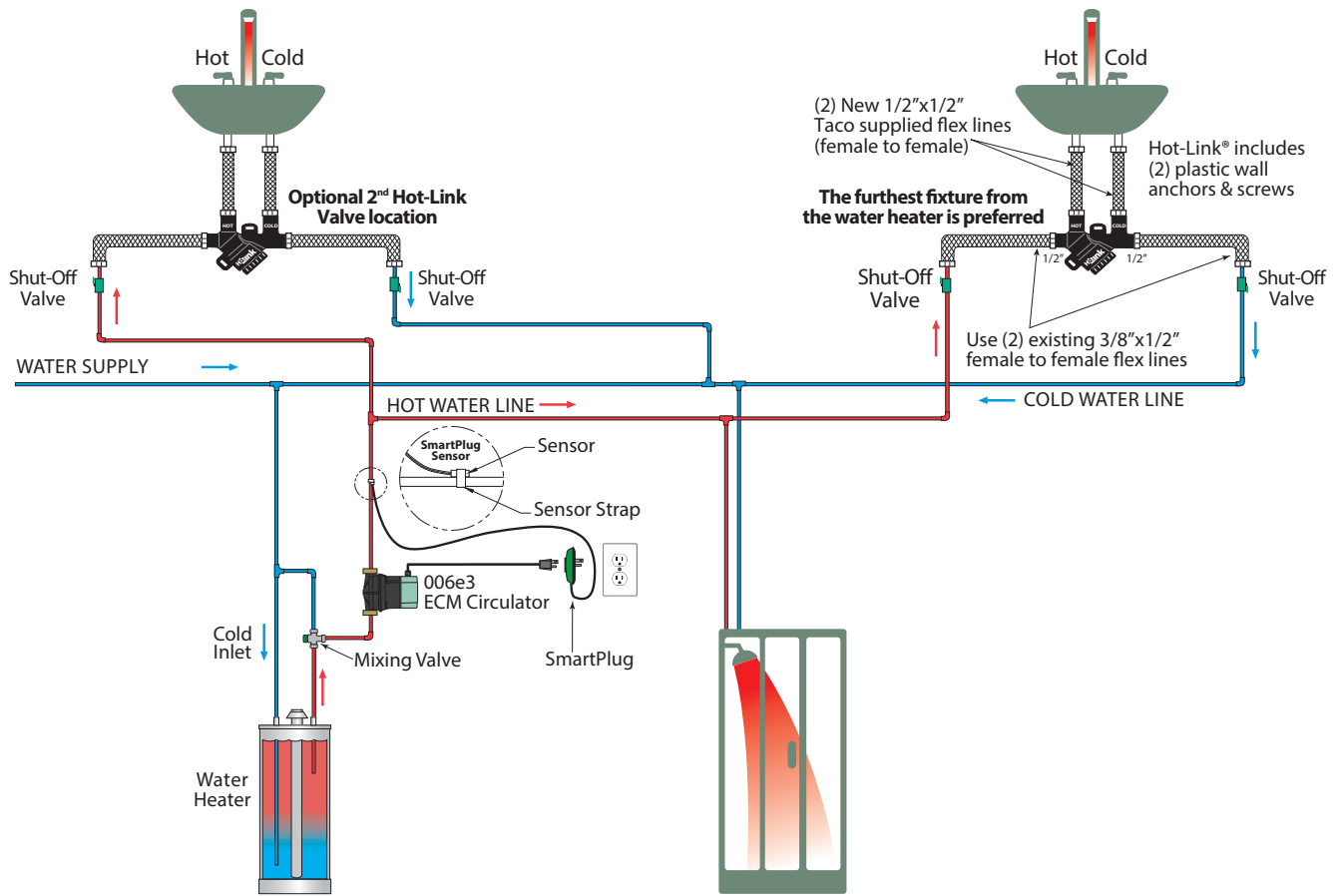
Hot-Link Valve Materials of Construction

BodyNylon
 Thermal Disk ActuatorBi-Metal
 O-Ring Seals..... EPDM
 Integral Flow Check (IFC):
 Body, Plunger Acetal
 O-Rings.....EPDM
 Screen304 SS
 Stem.....Nylon
 Actuator Cartridge.....Stainless Steel
 Braided Flex Hoses.....Stainless Steel



FOR INDOOR USE ONLY

Typical Installation (FOR REFERENCE ONLY)



Taco Inc., 1160 Cranston Street, Cranston, RI 02920 / (401) 942-8000 / Fax (401) 942-2360
Taco (Canada) Ltd., 8450 Lawson Road, Unit #3, Milton, Ontario L9T 0J8 / (905) 564-9422 / Fax (905) 564-9436