



Buy it for looks. Buy it for life.®

*There is more than one version of this model.
Page down to identify the version you have.*

DESCRIPTION

- Metal construction with finish identified by suffix
- 1/2" IPS connections will accept standard ball nose connection for 3/8" tubing
- Installation through 3 holes, 1" min. diameter, and 4" on center
- Includes pop-up waste assembly

OPERATION

- Lever handles
- Maximum handle rotation angle is 90° to full on
- Hot side counterclockwise to open (clockwise to close)
- Cold side clockwise to open (counterclockwise to close)
- Rotating spout

FLOW

- Water usage is limited to the maximum flow rates as indicated by the corresponding product markings
 - 1.2 gpm max (4.5 L/min) at 60 psi

CARTRIDGE

- 1234 Duralast® cartridge
- Nonmetallic and stainless steel material

STANDARDS

- Third party certified at WaterSense®, ASME A112.18.1/CSA B125.1, and all applicable requirements referenced therein including NSF 61/9 & 372
- Products marked with 1.2 gpm are compliant with California water efficiency regulations
- Complies with California Proposition 65 and with the Federal Safe Drinking Water Act
- ADA ♿ for lever handles

WARRANTY

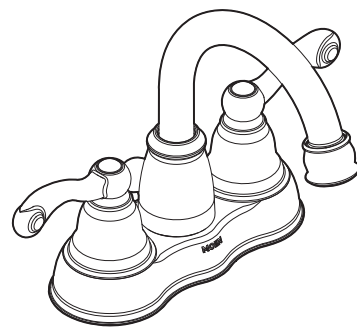
- Lifetime limited warranty against leaks, drips and finish defects to the original homeowner
- 10 year limited warranty when used in a multifamily installation
- 5 year limited warranty when used in a commercial installation

Visit www.moen.com/support for complete details and limitations

OPTIONS (See Illustrated Parts page)

- Thin and thick deck mounting hardware kits available

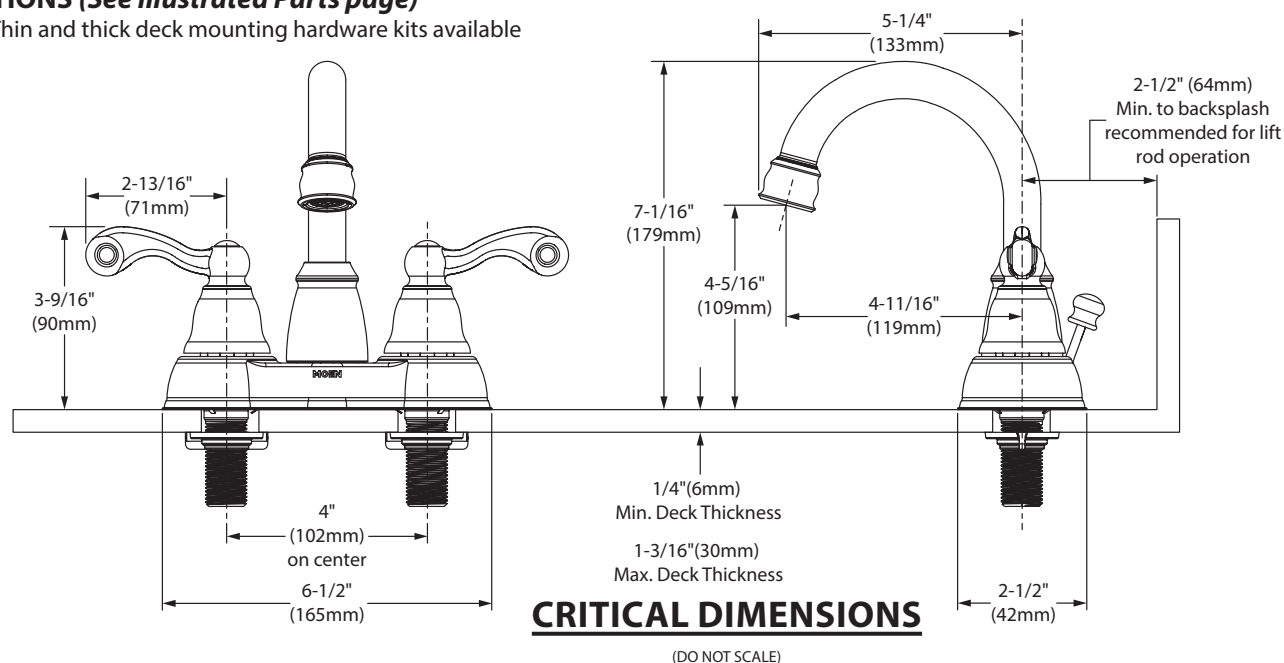
Specifications



TRADITIONAL®
Two-Handle 4" Centerset Lavatory Faucet

Models:

WS84003 series includes 50/50 waste





Buy it for looks. Buy it for life.®

Specifications

DESCRIPTION

- Metal construction with finish identified by suffix
- 1/2" IPS connections will accept standard ball nose connection for 3/8" tubing
- Installation through 3 holes, 1" min. diameter, and 4" on center
- Includes pop-up waste assembly

OPERATION

- Lever handles
- Maximum handle rotation angle is 90° to full on
- Hot side counterclockwise to open (clockwise to close)
- Cold side clockwise to open (counterclockwise to close)
- Rotating spout

FLOW

- Water usage is limited to the maximum flow rates as indicated by the corresponding product markings
 - 1.2 gpm max (4.5 L/min) at 60 psi

CARTRIDGE

- 1224 cartridge
- Nonmetallic and stainless steel material

STANDARDS

- Third party certified at WaterSense®, ASME A112.18.1/CSA B125.1, and all applicable requirements referenced therein including NSF 61/9 & 372
- Products marked with 1.2 gpm are compliant with California water efficiency regulations
- Complies with California Proposition 65 and with the Federal Safe Drinking Water Act
- ADA ♿ for lever handles

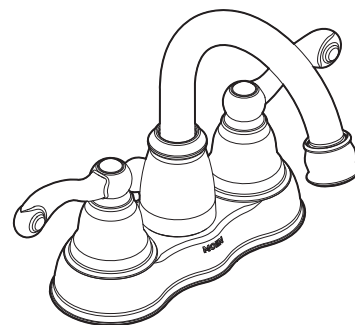
WARRANTY

- Lifetime limited warranty against leaks, drips and finish defects to the original homeowner
- 10 year limited warranty when used in a multifamily installation
- 5 year limited warranty when used in a commercial installation

Visit www.moen.com/support for complete details and limitations

OPTIONS (See Illustrated Parts page)

- Thin and thick deck mounting hardware kits available

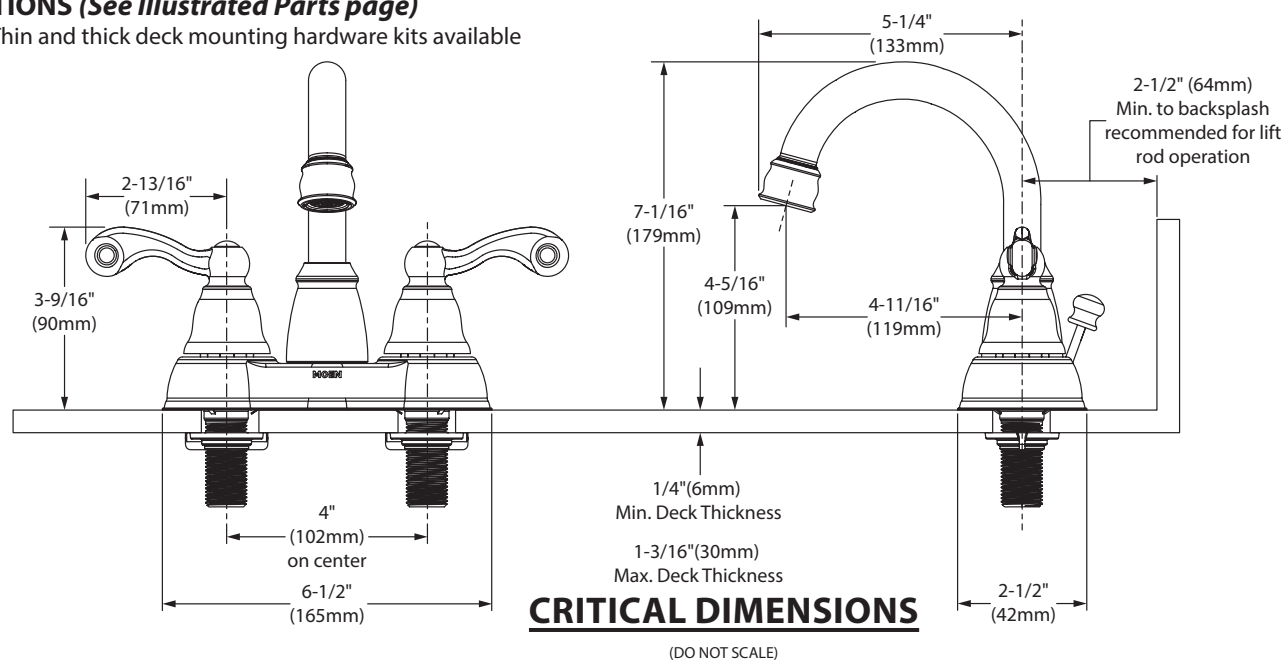


TRADITIONAL®

Two-Handle 4" Centerset Lavatory Faucet

Models:

WS84003 series includes 50/50 waste





Buy it for looks. Buy it for life.®

Specifications

DESCRIPTION

- Metal construction with finish identified by suffix
- 1/2" IPS connections will accept standard ball nose connection for 3/8" tubing
- Installation through 3 holes, 1" min. diameter, and 4" on center
- Includes pop-up waste assembly

OPERATION

- Lever handles
- Maximum handle rotation angle is 90° to full on
- Hot side counterclockwise to open (clockwise to close)
- Cold side clockwise to open (counterclockwise to close)
- Rotating spout

FLOW

- Water usage is limited to the maximum flow rates as indicated by the corresponding product markings
 - 1.2 gpm max (4.5 L/min) at 60 psi

CARTRIDGE

- 1224 cartridge
- Nonmetallic and stainless steel material

STANDARDS

- Third party certified at WaterSense®, ASME A112.18.1/CSA B125.1, and all applicable requirements referenced therein including NSF 61/9 & 372
- Products marked with 1.2 gpm are compliant with California water efficiency regulations
- Complies with California Proposition 65 and with the Federal Safe Drinking Water Act
- ADA ♿ for lever handles

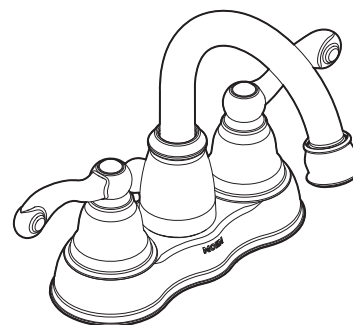
WARRANTY

- Lifetime limited warranty against leaks, drips and finish defects to the original homeowner
- 10 year limited warranty when used in a multifamily installation
- 5 year limited warranty when used in a commercial installation

Visit www.moen.com/support for complete details and limitations

OPTIONS (See Illustrated Parts page)

- Thin and thick deck mounting hardware kits available



TRADITIONAL®

Two-Handle 4" Centerset Lavatory Faucet

Models:

WS84003 series includes pop-up waste

